



ಬೃಹತ್ ಬೆಂಗಳೂರು ಮಹಾನಗರ ಪಾಲಿಕೆ
Bruhat Bengaluru Mahanagara Palike



BBMP COVID-19 WAR ROOM BULLETIN – 25.07.2021



ABSTRACT OF COVID-19 CASES IN BENGALURU

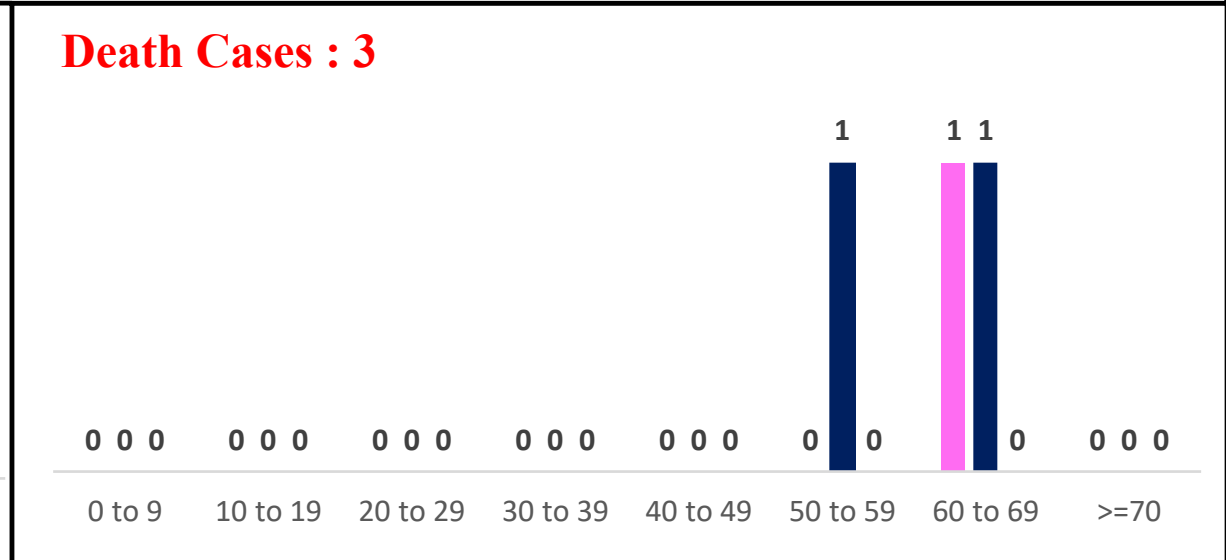
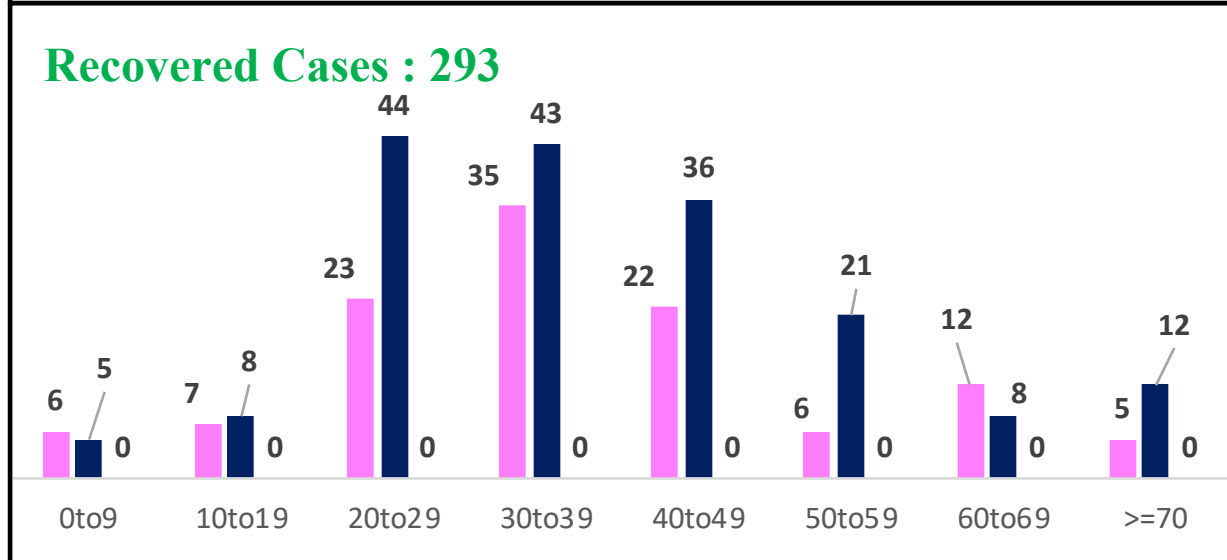
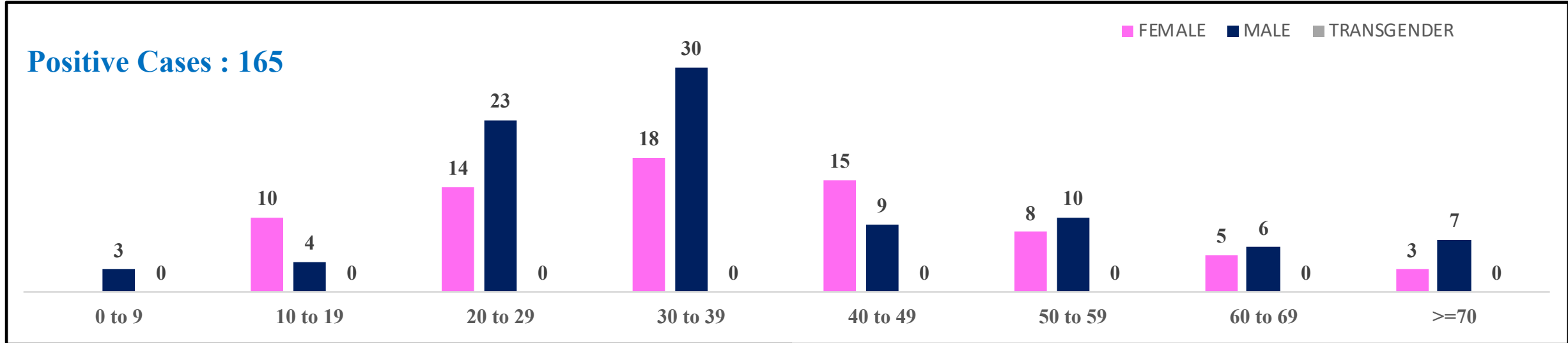


	MALE	FEMALE	TRANSGENDER	MALE	FEMALE	TRANSGENDER	TOTAL	
	Last 24 Hours	Last 24 Hours	Last 24 Hours	Cumulative	Cumulative	Cumulative	Last 24 Hours	Cumulative
Positive Cases	92	73	0	7,32,001	4,92,627	132	165	12,24,760
Recovered Cases	177	116	0	7,17,904	4,82,704	104	293	12,00,712
Death Cases	2	1	0	10,032	5,797	4	3*	15,833
Total Tests Done	In Last 24 hrs : 60,298					Cumulative : 1,62,94,391		
ACTIVE CASES					8,215			

* Covid deaths occurred today : 00 | Covid deaths occurred beyond last 24 hrs, reported today : 03



LAST 24 HOURS AGE GROUP AND GENDER WISE DISTRIBUTION





SNAPSHOT OF BENGALURU COVID-19 CASES IN LAST 8 WEEKS



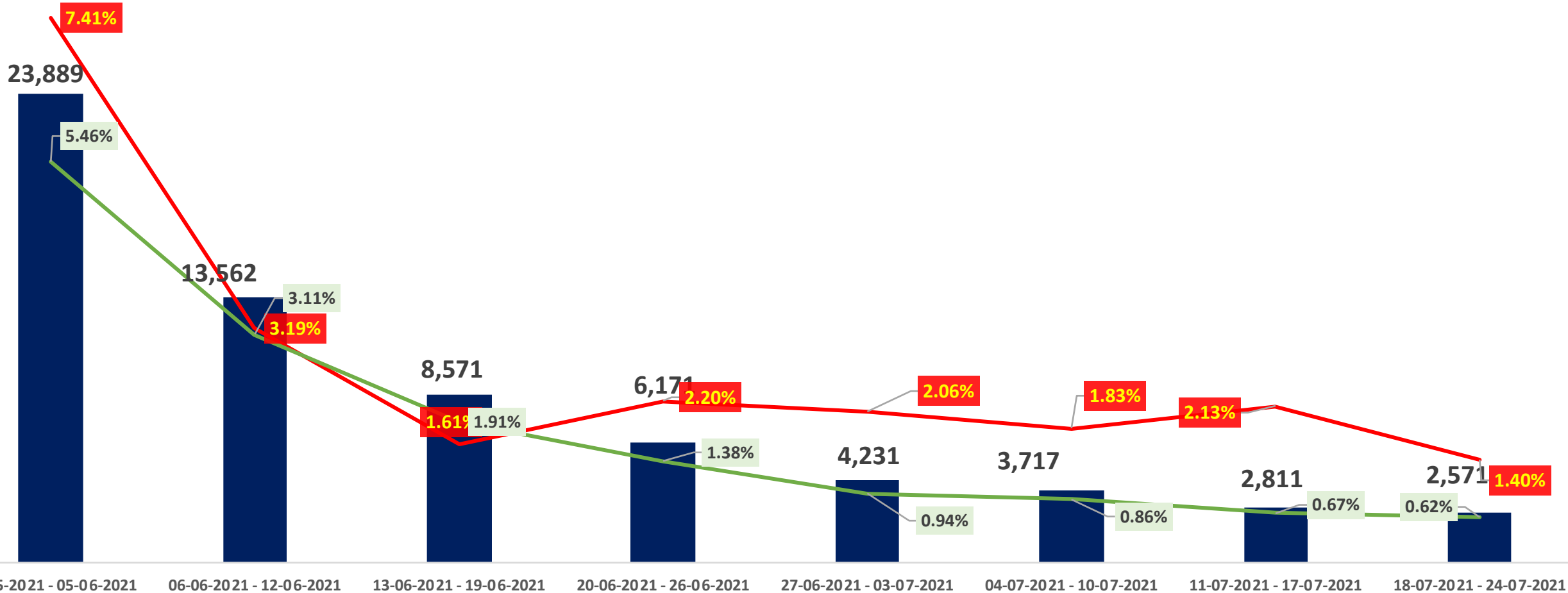
	30/05/21 TO 05/06/21	06/06/21 TO 12/06/21	13/06/21 TO 19/06/21	20/06/21 TO 26/06/21	27/06/21 TO 03/07/21	04/07/21 TO 10/07/21	11/07/21 TO 17/07/21	18/07/21 TO 24/07/21
Total Positive Cases	23,889	13,562	8,571	6,171	4,231	3,717	2,811	2,571
Total Recovered Cases	67,403	44,475	23,146	13,844	49,599	8,208	4,459	6,071
Total Death Cases	1,771	432	138	136	87	68	60	36
Case Fatality Rate	7.41%	3.19%	1.61%	2.20%	2.06%	1.83%	2.13%	1.40%
Total Tests Conducted	4,37,838	4,35,961	4,47,703	4,45,936	4,48,479	4,32,060	4,19,620	4,15,519
Positivity Rate	5.46%	3.11%	1.91%	1.38%	0.94%	0.86%	0.67%	0.62%



POSITIVITY AND MORTALITY RATE OF BENGALURU – LAST 8 WEEKS

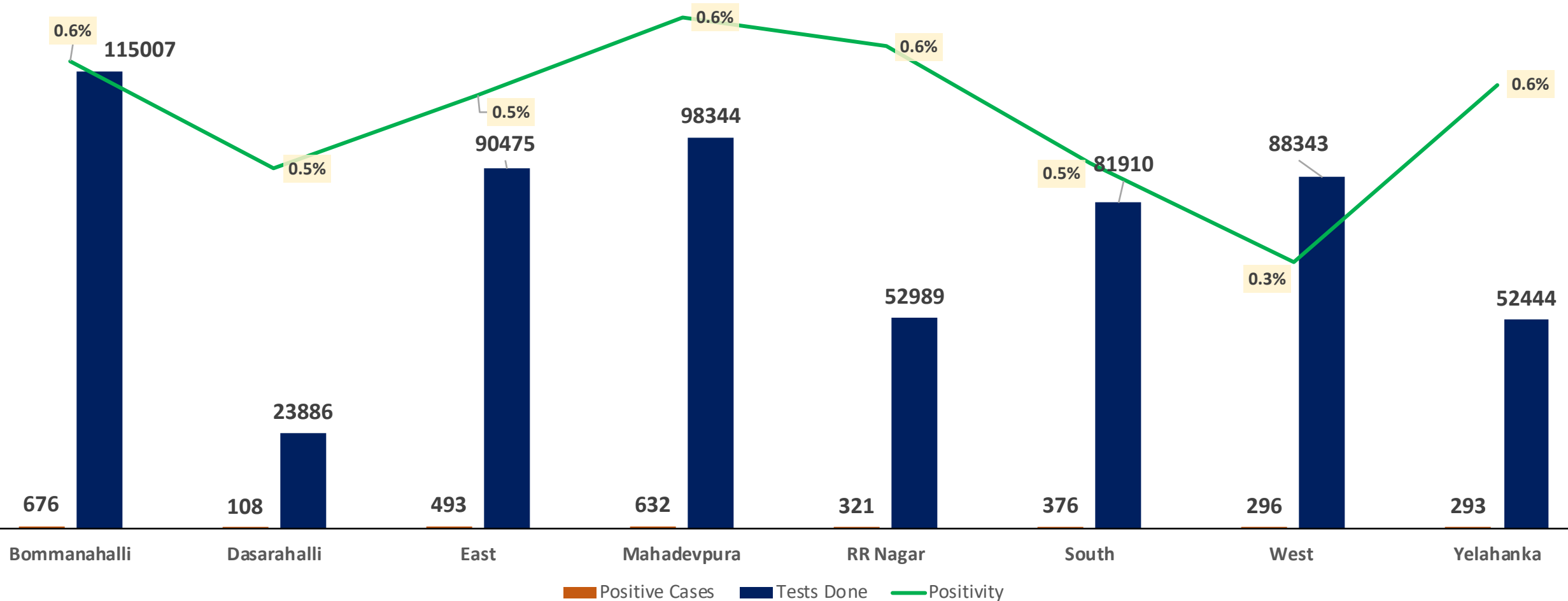


■ Total Positive Cases — Case Fatality Rate — Positivity Rate



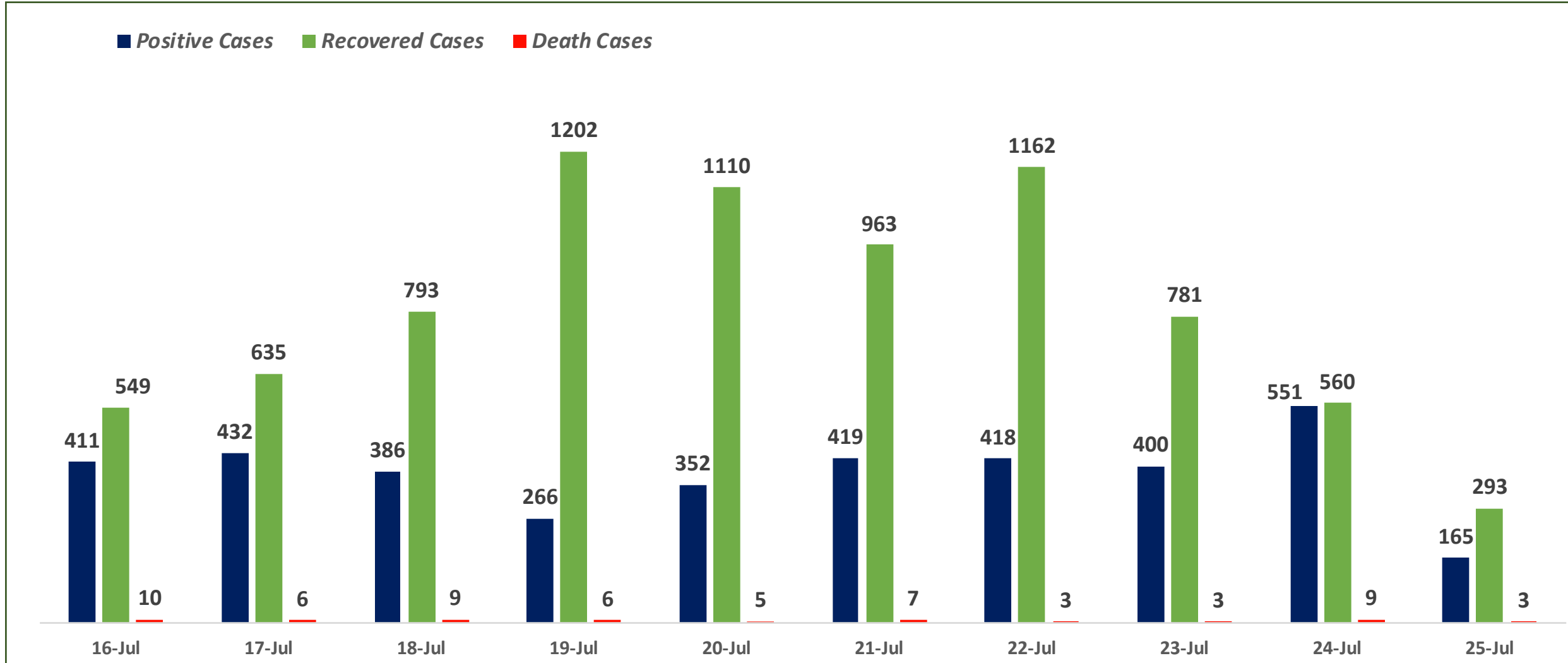


ZONE WISE POSITIVITY TREND IN LAST 10 DAYS





SNAPSHOT OF POSITIVE, RECOVERED AND DEATH CASES OVER LAST 10 DAYS ACROSS BBMP ZONES

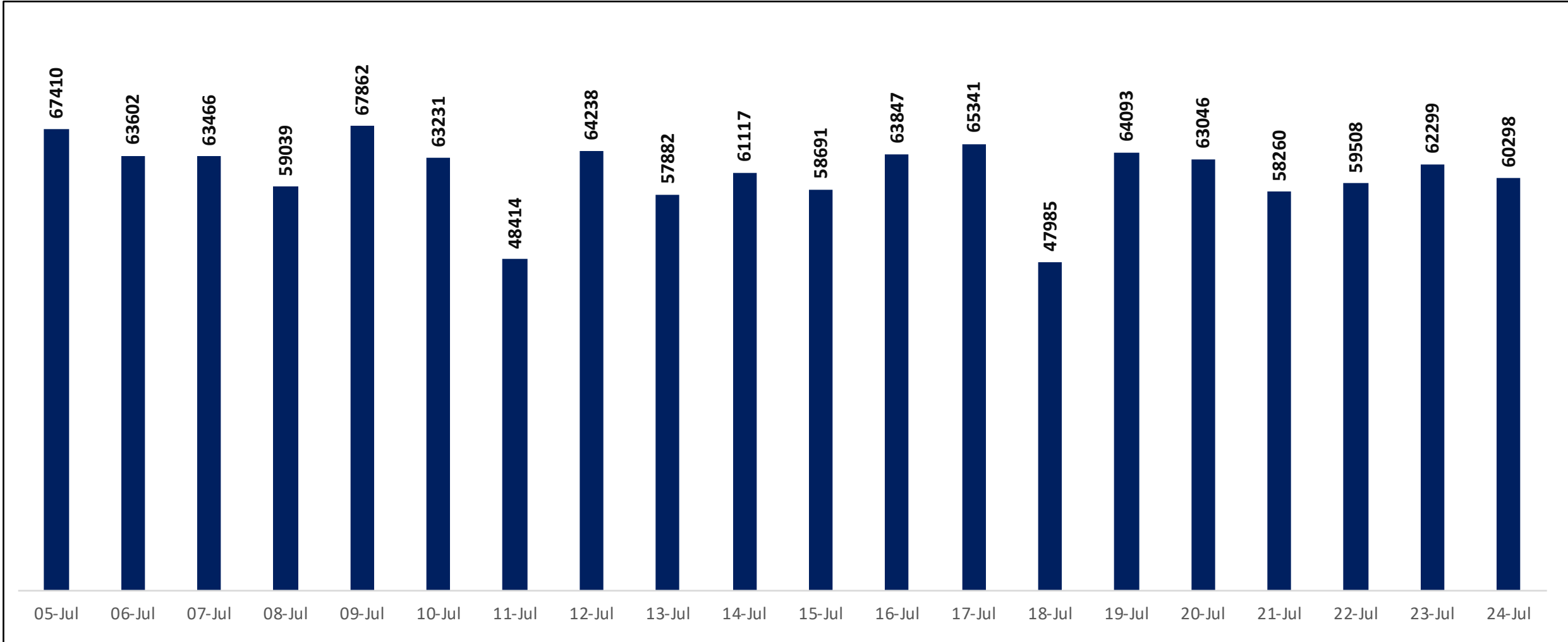




TESTING TRENDS IN BENGALURU

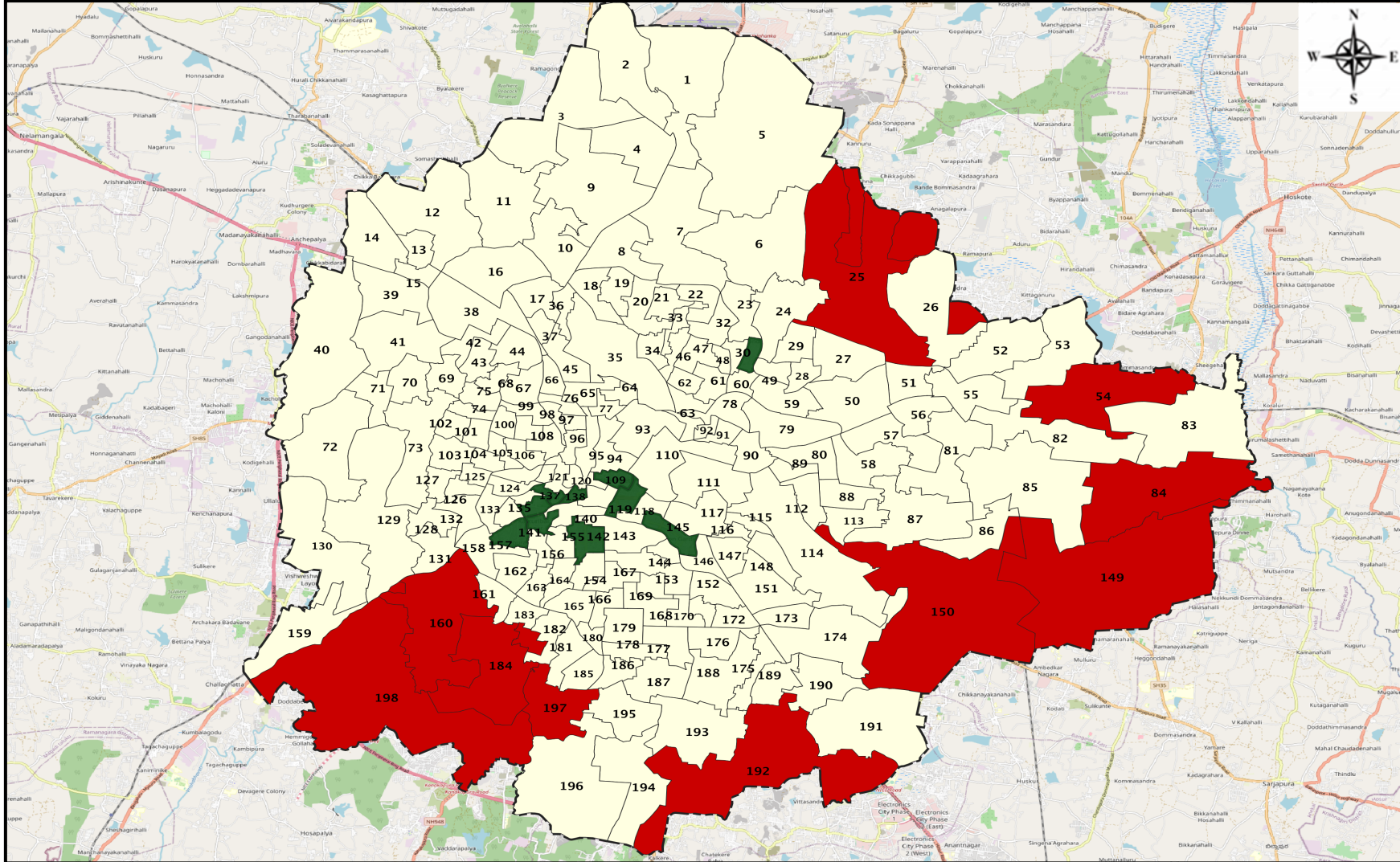


Total Test Conducted Till Date	Test Conducted Last 24 hours
1,62,94,391	60,298





BENGALURU URBAN MAP SHOWING TREND OF POSITIVE CASES IN LAST 10 DAYS



Top 10 wards reporting highest number of positive cases in last 10 days

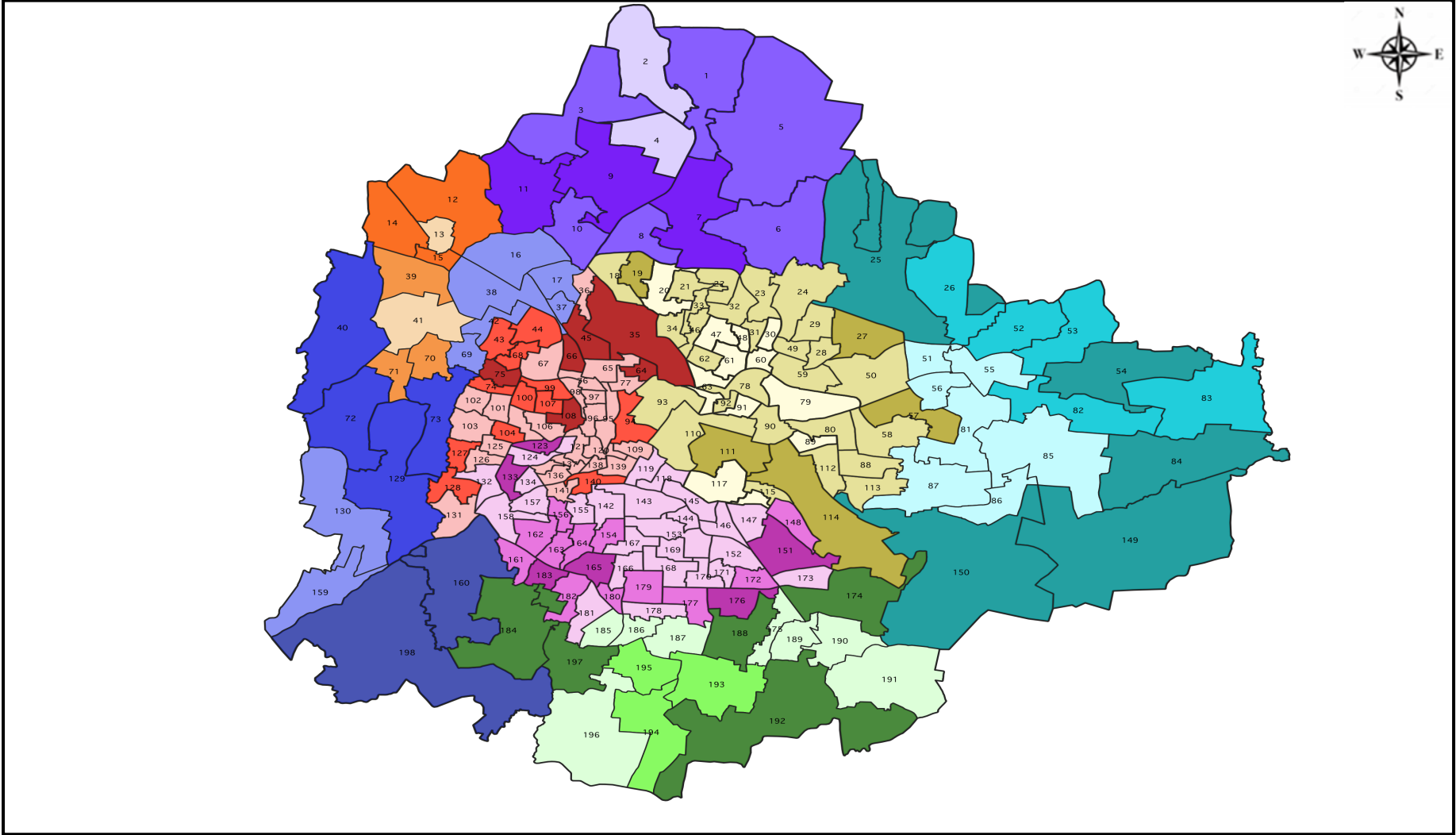
Ward No.	Ward Name
25	HORAMAVU
149	VARTHURU
192	BEGUR
84	HAGADUR
54	HUDI
184	UTTARAHALLI
197	VASANTHPURA
150	BELLANDURU
160	RAJARAJESHWARI NAGAR
198	HEMMIGEPURA

Top 10 wards reporting least number of positive cases in last 10 days

Ward No.	Ward Name
136	JAGAJIVANRAM NAGAR
142	SUNKENAHALLI
145	HOMBEGOWDA NAGAR
30	KADUGONDANAHALLI
109	CHICKPETE
119	DHARMARAYA SWAMY TEMPLE
137	RAYAPURA
138	CHALAVADIPALYA
141	AZAD NAGAR
157	GALI ANJANEYA TEMPLE



BENGALURU MAP SHOWING TREND OF WARD WISE POSITIVE CASES IN LAST 10 DAYS



Number Of Cases Reported

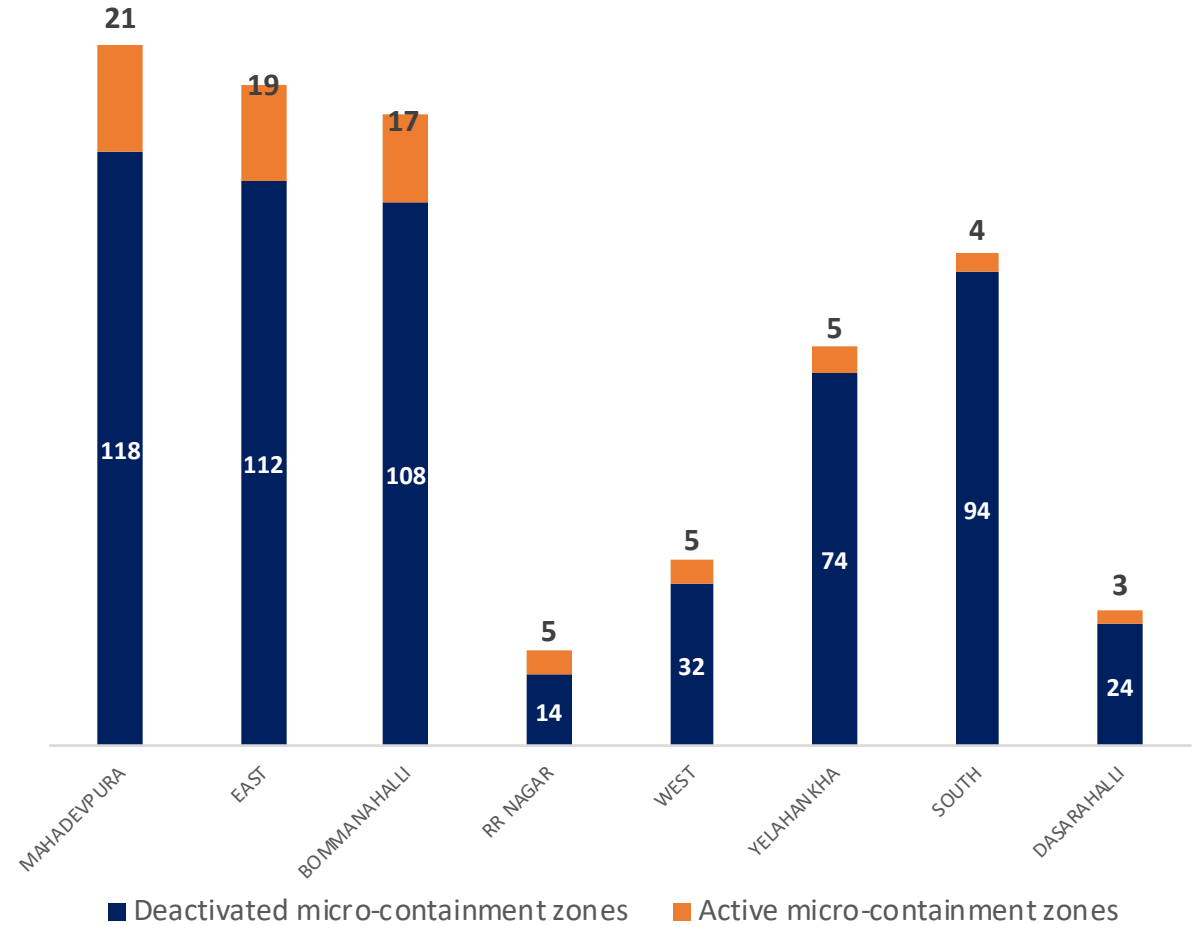
Bommanahalli	RR Nagar
10 - 20	0 - 15
20 - 30	15 - 30
> 30	> 30
Dasarahalli	South
0 - 7	0 - 5
7 - 15	5 - 10
> 15	> 10
East	West
0 - 7	0 - 5
7 - 21	5 - 10
> 21	> 10
Mahadevpura	Yelahanka
0 - 20	0 - 10
20 - 40	10 - 20
> 40	> 20



MICRO CONTAINMENT ZONE DETAILS

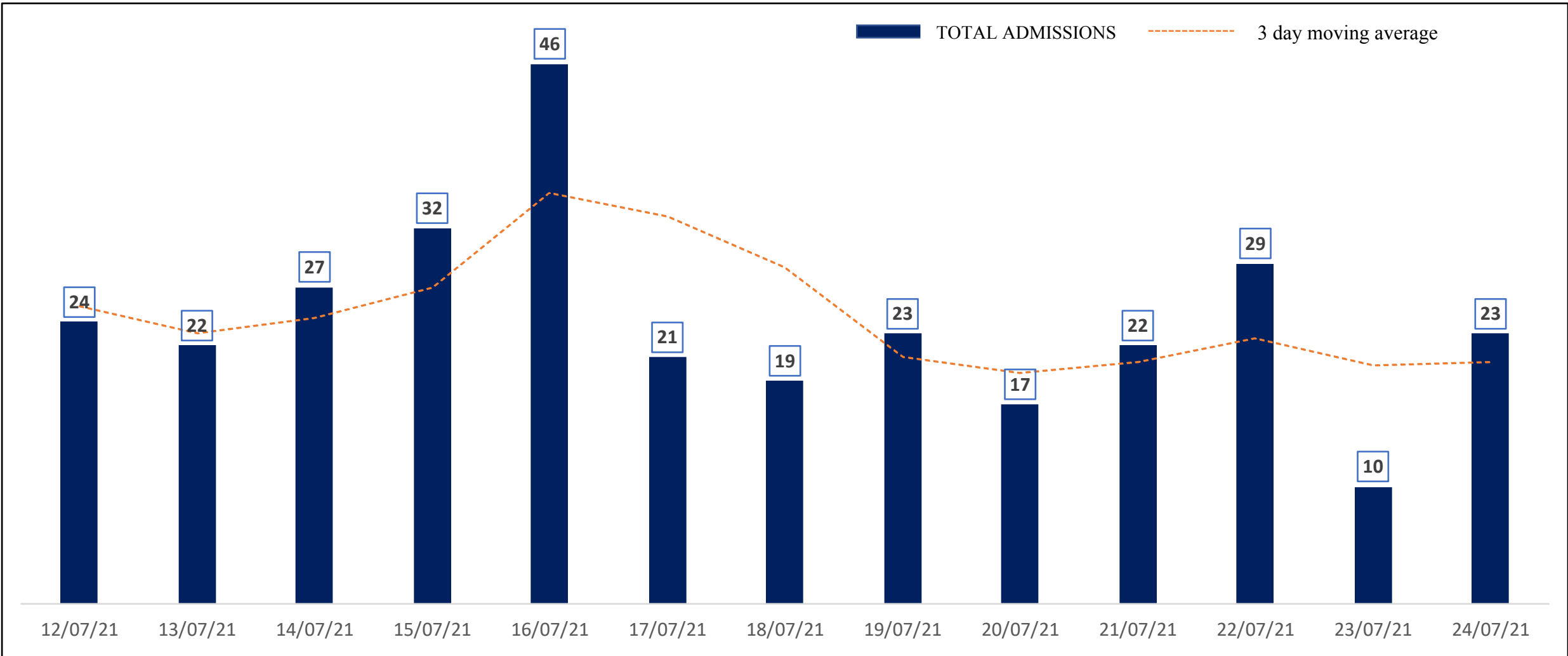


ZONE	TOTAL DECLARED	TOTAL DEACTIVATED	TOTAL ACTIVE
MAHADEVPURA	139	118	21
EAST	131	112	19
BOMMANAHALLI	125	108	17
RR NAGAR	19	14	5
WEST	37	32	5
YELAHANKHA	79	74	5
SOUTH	98	94	4
DASARAHALLI	27	24	3
TOTAL	655	576	79





HOSPITAL ADMISSIONS LAST 15 DAYS TREND



* Numbers as per Central Hospital Bed Management System (CHBMS)

* Only Fresh Admissions considered



COVID BED STATUS AS ON 25.07.2021



SR. NO.	Facility Type	No. of Hospital	Total Allocated Beds for C+ Patients					Occupied Beds for C+ Patients					Net Available Beds for C+ Patients				
			Gen Beds	HDU	ICU Beds	ICU-V	Total	Gen Beds	HDU	ICU Beds	ICU-V	Total	Gen Beds	HDU	ICU Beds	ICU-V	Total
1	Government Medical Colleges	4	20	621	53	76	770	0	17	6	2	25	20	604	47	74	745
2	Government Hospitals	16	649	210	65	127	1,051	67	46	9	25	147	582	164	56	102	904
3	Private Medical Colleges	12	792	936	136	203	2,067	6	11	12	8	37	786	925	124	195	2,030
4	Private Hospitals	64	652	697	293	176	1,818	102	33	21	24	180	550	664	272	152	1,638
Total Beds		96	2,113	2,464	547	582	5,706	175	107	48	59	389	1,938	2,357	499	523	5,317

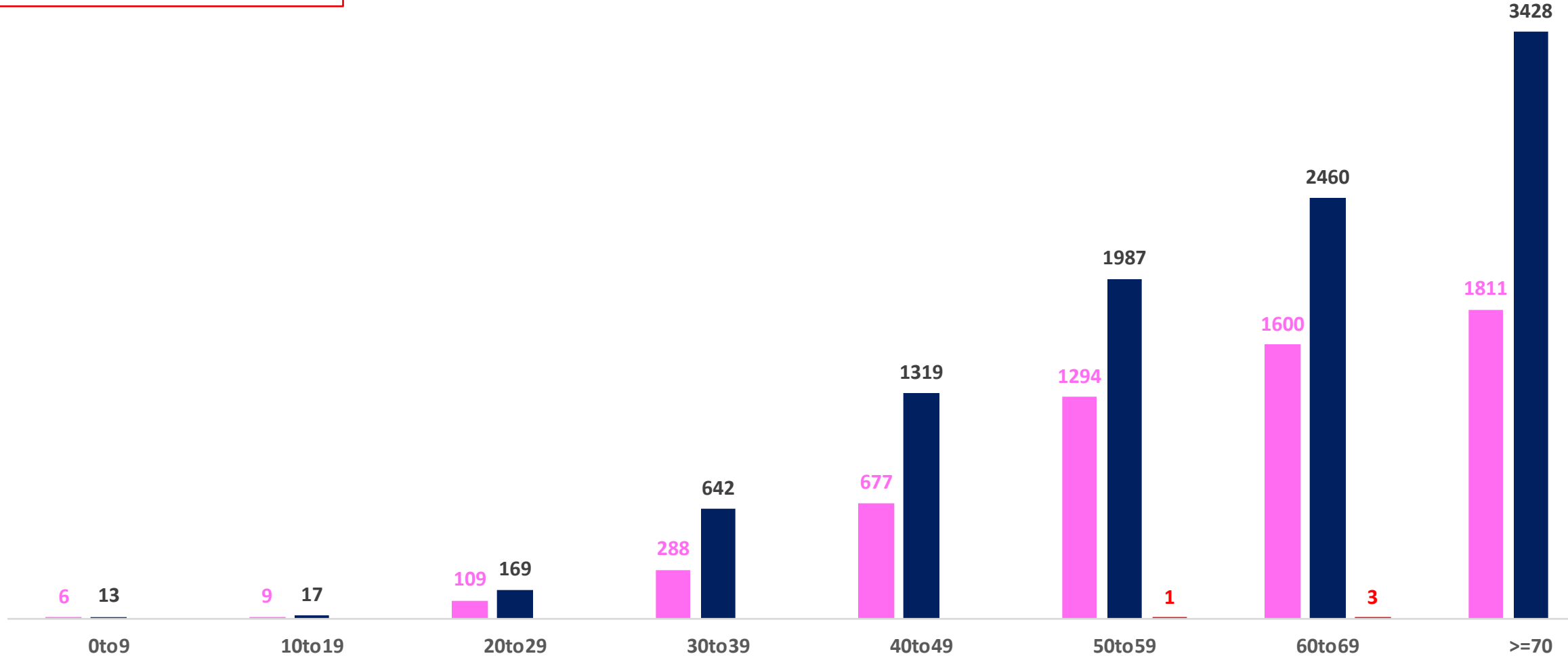


AGE AND GENDER WISE DISTRIBUTION OF DEATH CASES



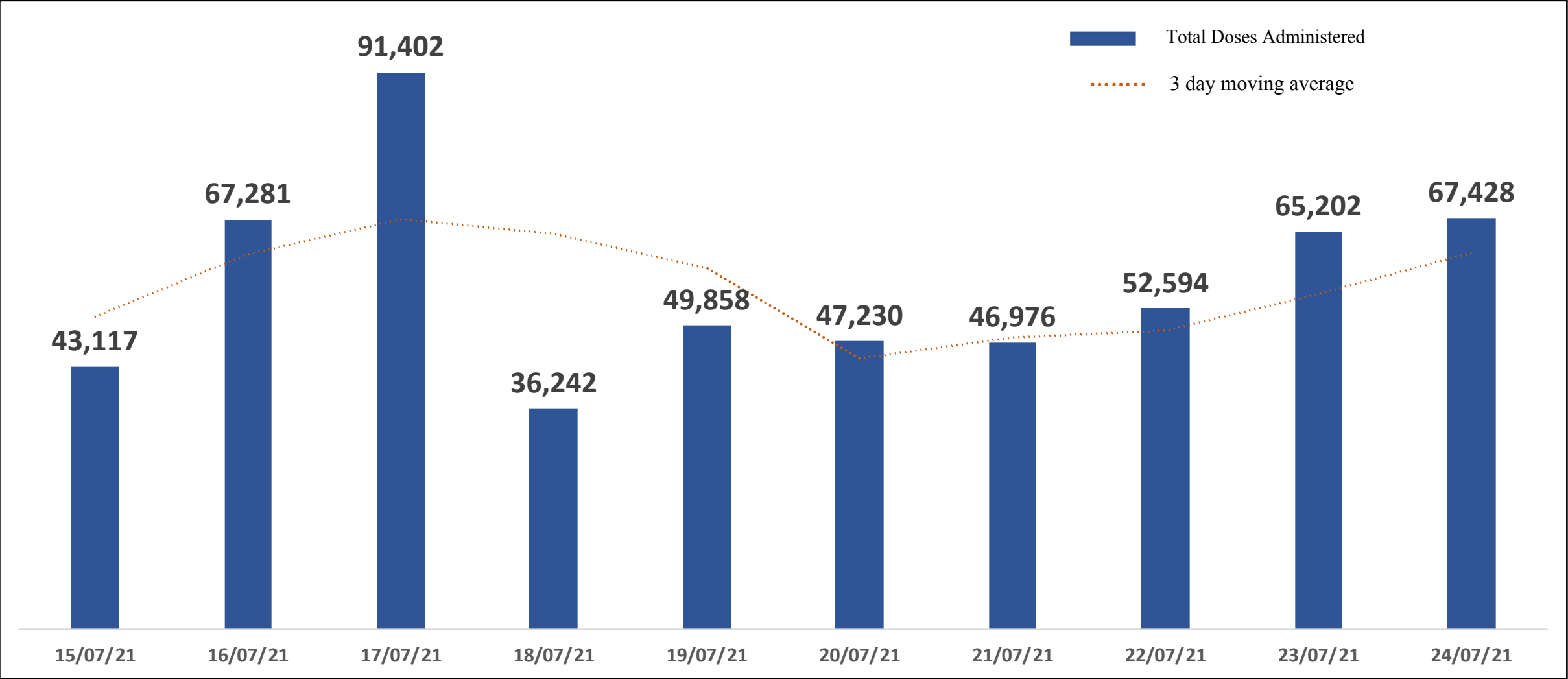
Death Cases: 15,833

Female Male Transgender





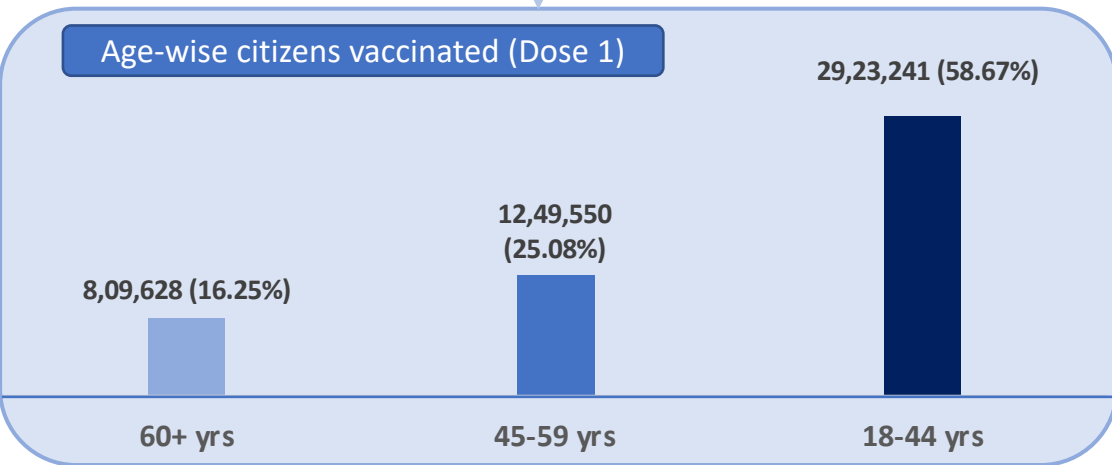
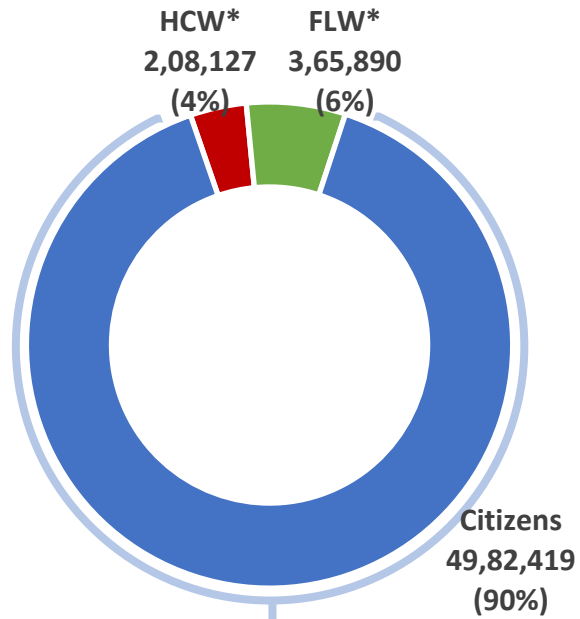
TOTAL VACCINE DOSES ADMINISTERED IN LAST 10 DAYS



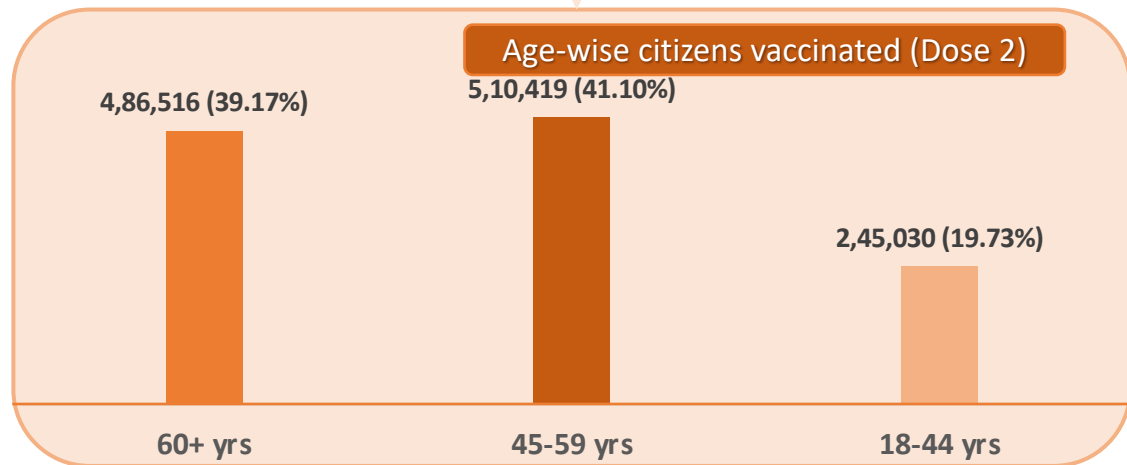
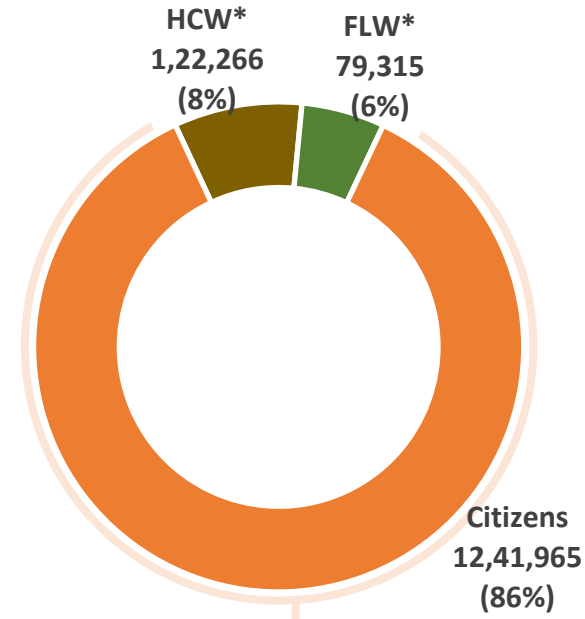


CATEGORY WISE CUMULATIVE VACCINATION IN BBMP

Dose 1



Dose 2



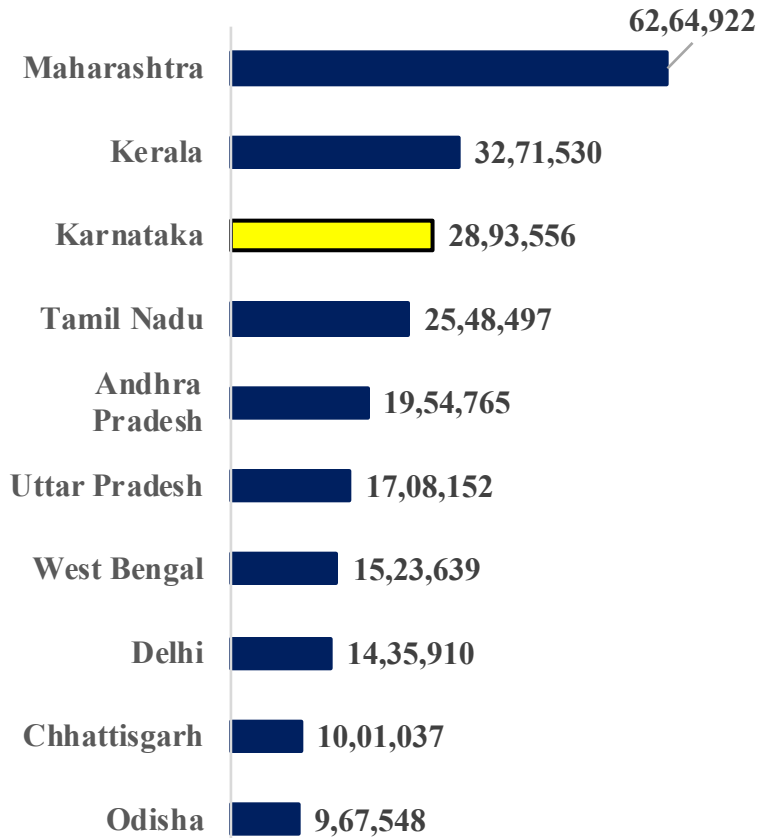
*HCW : Health Care Workers
*FLW : Front Line Workers



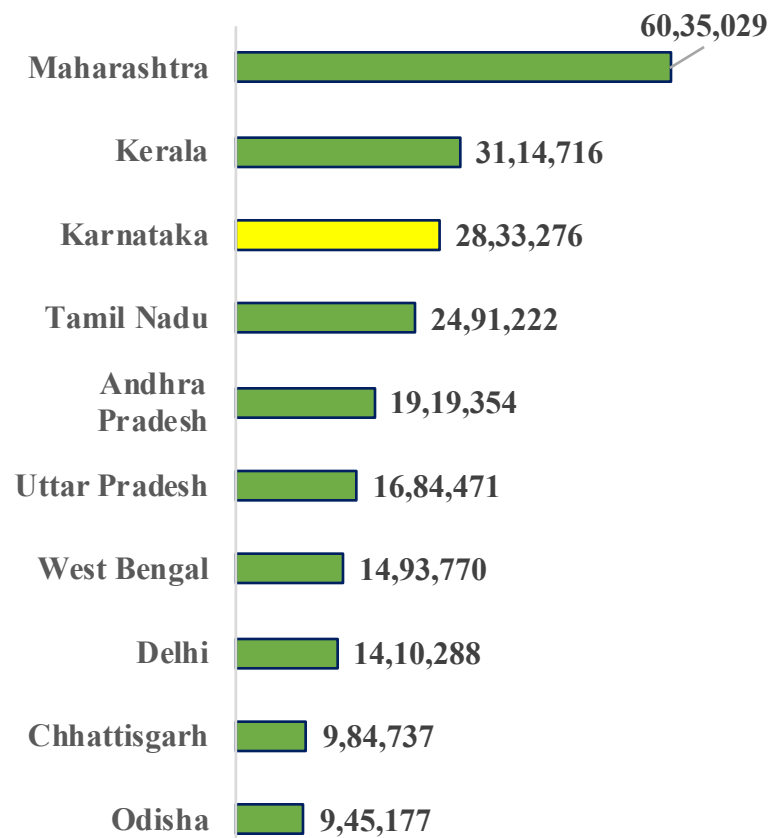
TOP 10 COVID19 AFFECTED INDIAN STATES



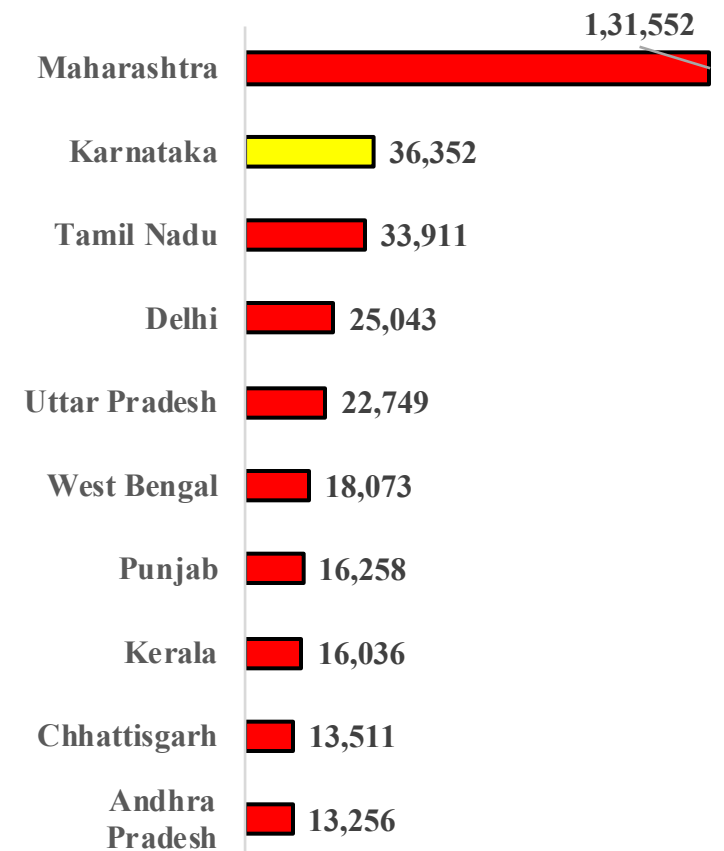
Total Positive Cases



Total Recovered Cases



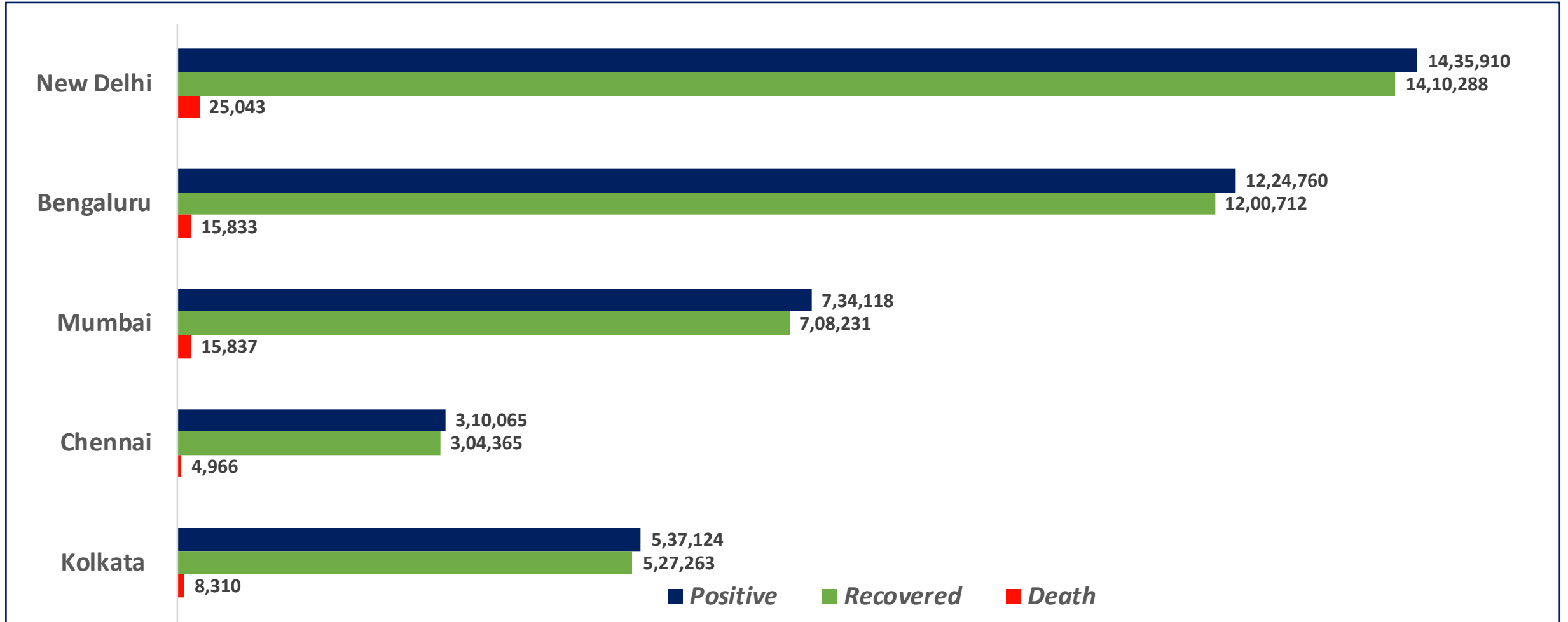
Total Death Cases



Source : <https://www.covid19india.org/> at 10:30 pm (25.07.2021)



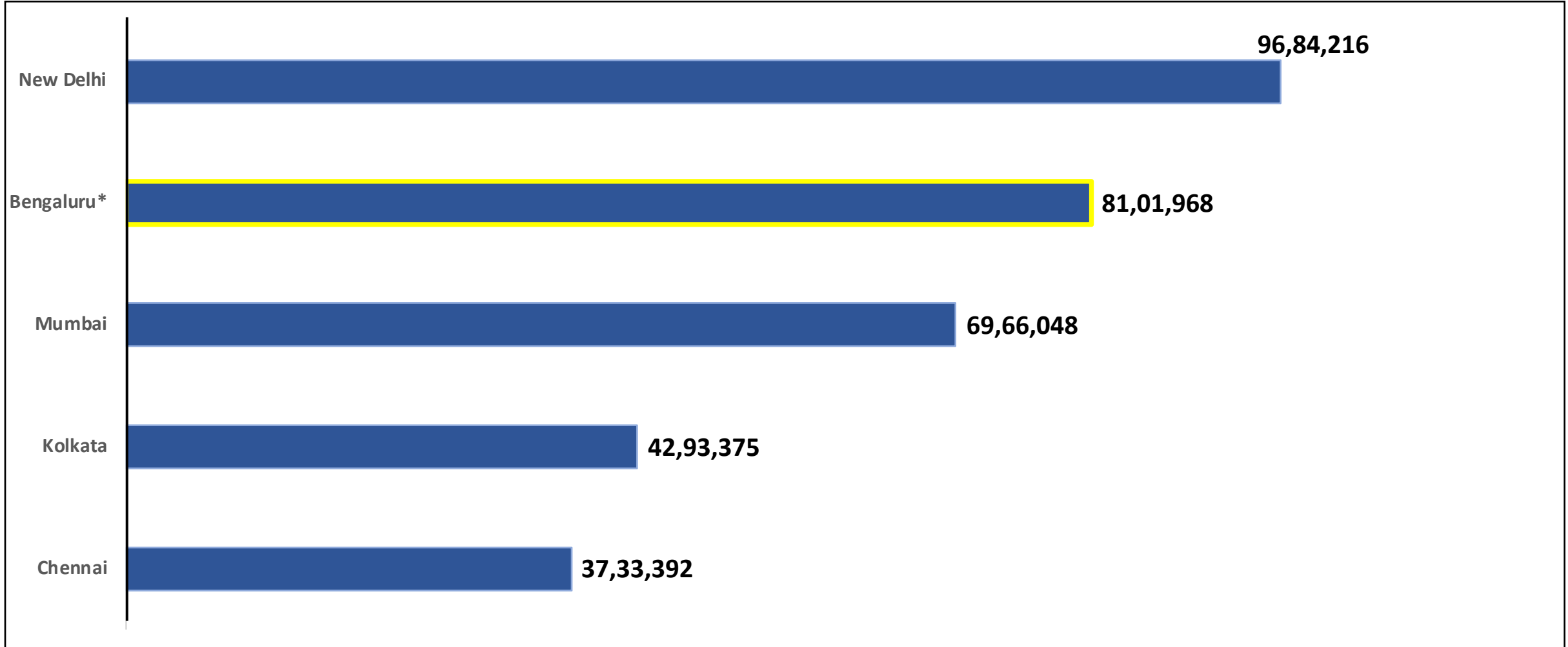
BENGALURU AND OTHER METROPOLITAN CITIES



Source : <https://www.covid19india.org/> at 10:30 pm (25.07.2021)



VACCINE DOSES ADMINISTERED IN BENGALURU AND OTHER METROPOLITAN CITIES



Source : <https://dashboard.cowin.gov.in/> at 10:30 pm (25.07.2021)

*includes BBMP & Bengaluru Urban



SNAPSHOT OF COVID-19 CASES IN BENGALURU URBAN



**Total Wards With
<=10 Cases* :
125**

**Tests Conducted
On 24.07.2021:
60,298**

**Recovery
Rate:
98.04%**

**Total
Active Cases :
08,215**

**Total Vaccinated on
24.07.2021:
67,428**

**Positivity
Rate* :
0.62%**

**Active
Rate:
0.67%**

**Case
Fatality Rate* :
1.40%**



*Total positive cases In the past 10 days

*CFR and positivity is for Past 7 days



ಬೃಹತ್ ಬೆಂಗಳೂರು ಮಹಾನಗರ ಪಾಲಿಕೆ
Bruhat Bengaluru Mahanagara Palike



Download BBMP Bulletin	https://apps.bbmpgov.in/covid19/mediabulletin.php
For BBMPCovid19 Bed Status:	https://apps.bbmpgov.in/covid19/en/Bedstatus.php
To register for vaccination :	https://selfregistration.cowin.gov.in/
BBMP COVID19 Dashboard:	https://apps.bbmpgov.in/covid19/
Follow us on:	 www.facebook.com/bbmp.comm1/
	 twitter.com/BBMPCOMM

Issued by:

**Honorable Chief Commissioner, BBMP
Special Commissioner Health & IT, BBMP
MD, Bengaluru Smart City Limited**

THANK YOU !

